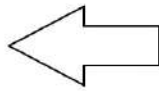
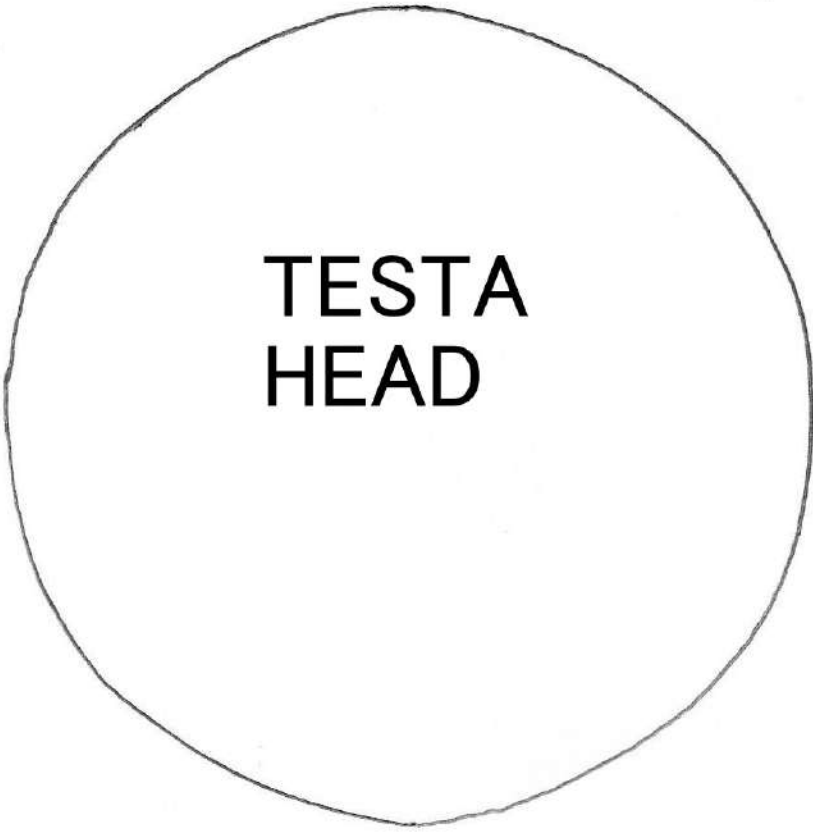


CORPO
BODY - Cut 1



PLACE ON FOLD
Lato ripiegatura
della stoffa



Gather and stuff



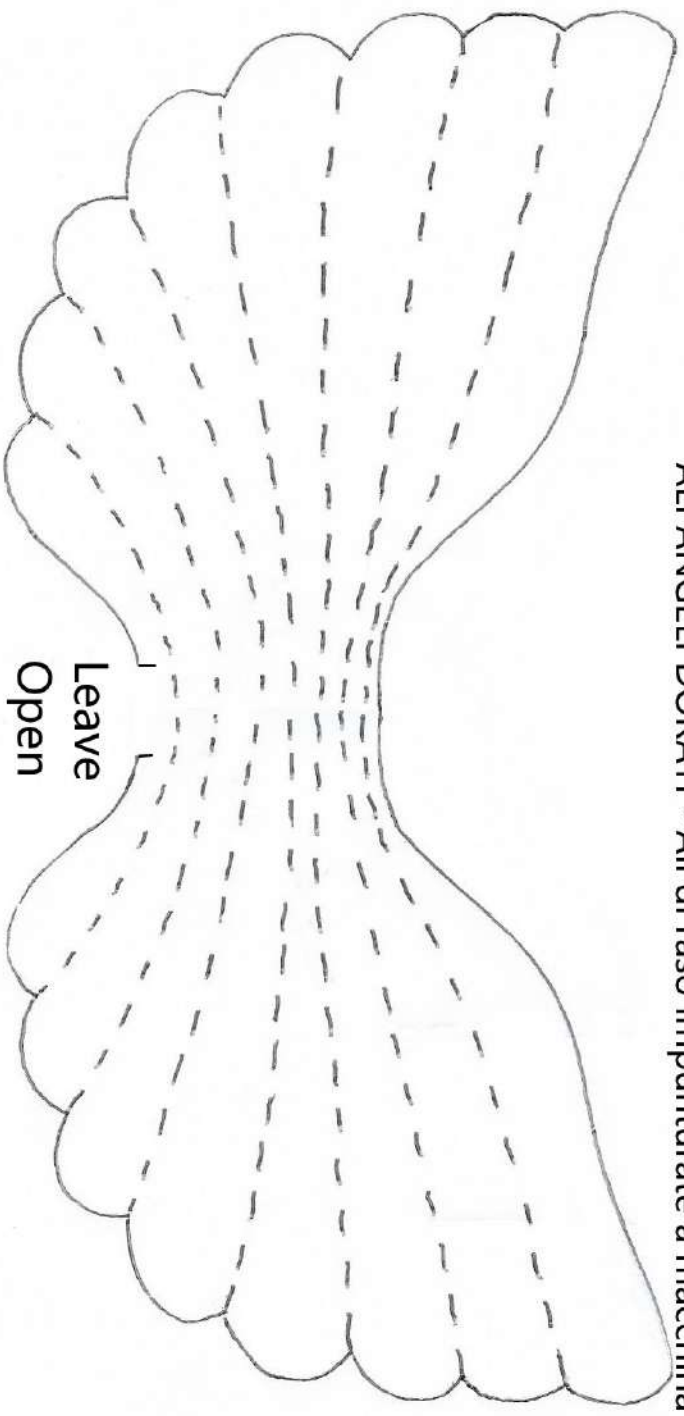
Piega la linea per l'involucro elastico
Fold line for elastic casing

BRACCIA - MANICHE
Piegare a metà
ARMS - SLEEVE
Fold in half

Lato aperto
Leave open

Piega la linea per l'involucro elastico
Fold line for elastic casing

Wings: Cut 2 on white fancy satin fabric.
Sew wings together all around, leaving a opening as shown on the pattern. Turn and stuff lightly.
Turn. Hand-Sew the opening. Iron. Machine stitch on all stitching lines.
With low-melt glue gun, and carefully apply the wings.



ALL ANGELLI DORATI - Ali di raso impunturate a macchina

Leave
Open

Lasciare
aperto

Satin wings for the angels with golden cloth